



*Introduction to
Montessori*
MATHEMATICS

An Online Course

Simple Number Operations 2: Teachers Workbook

Welcome
to
An Introduction
to Montessori
Mathematics

Module 8: Simple Number Operations


Step 2

Lesson 2:

Multiplication Word Problems

Using concrete objects

Multiplication is simple repetitive
addition



Module 8: Simple Number Operations

Step 2

You have 2 bags and Mum has 2 bags. How many bags are there?



The answer is 4




Module 8: Simple Number Operations

Step 2

I have 3 children. I gave them 2 ice creams each. How many ice creams did I give out?



The answer is 6



Module 8: Simple Number Operations

Step 2

You have 2 pencils, Wale has 2, and so does Ann. How many pencils are there?



put them all together and count

The answer is 6



Module 8: Simple Number Operations

Step 2

Mum gives you 2 biscuits each day, how many would she have given you in 4 days?



put them all together and count

The answer is 8



Module 8: Simple Number Operations

Step 2

It's your birthday. There were 10 of you at the party. Mum gave each of you an ice cream. How many ice creams did she give out?



The answer is 10

Module 8: Simple Number Operations

Step 2

**You have 6 sweets, Mum gives you 6 more.
How many sweets do you have now?**




The answer is 12



Module 8: Simple Number Operations

Step 2

We have 3 classrooms and each has 5 erasers, How many erasers are there?



put them all together and count

The answer is 15



Module 8: Simple Number Operations

Step 2

Give them lots of similar exercises to do.

Now your child/children can count and understand quantities

0 to 19

and they can add and multiply!



Module 5: Simple Number operations

Ensure that the child only moves to the next step of each process when they have fully understood the former steps.

