



WELCOME TO

The Montessori School Academy

**THE MONTESSORI SCHOOL
MAKEOVER**

By Ayopeju Falekulo
AN ONLINE PROGRAM

Resource Book 5- Montessori Materials

Notice

THE MONTESSORI SCHOOL ACADEMY

You do not have the right to reprint, sell, copy, share, or give away this content.

If you obtained this publication from anywhere or anyone other than Addlo Montessori Training Center or Ayopeju Falekulo it is a pirated copy.

Please help to stop internet crime and piracy by reporting this to admin@ayopejufalekulo.com

**© 2018 - Present
Ayopeju Falekulo**

ALL RIGHTS RESERVED



Modules

THE MONTESSORI SCHOOL ACADEMY

1. An Introduction
2. The Montessori Philosophy
3. The Montessori Child
4. The Montessori Teacher
5. The Montessori Environment
6. The Montessori Materials
7. The Montessori Curriculum
8. Managing a Montessori School
9. The Montessori Parent
10. Transforming Your Montessori School



Montessori Materials

♥ MODULE 5

An overview-This is a brief introduction to the features of the Montessori Materials: The Montessori Materials has some special features which you should take note of.

Worthy of note

♥ THE MONTESSORI MATERIALS ARE A VERY IMPORTANT PART OF THE MONTESSORI METHOD

The Montessori Materials are a very important feature of the Montessori setting. They are not toys. They are tools that help the child learn about the environment. These materials provide the child with keys to the environment. They learn how to do certain activities, and about colour, shapes, sizes and other important aspects of life.

THE MONTESSORI SCHOOL ACADEMY

Montessori Materials

♥ MODULE 6

♥ NOTES CONTINUED

The most important fact you need to be aware of is that precision is so important to Montessori materials. Do not overlook this aspect and get carried away by people claiming to making Montessori Materials. At the end of the day if the materials are not well made you will end up with wasted money and nothing much to pass on to the children. There are two main reasons why this happens: 1) a lack of eye for detail, cannot keep to the actual measurements of each item. 2) the materials used are not actually good, untreated wood or wet wood actually changes shape or gets eaten by ants and spoils.

Other points to note are the following:

The Materials are child sized

They are beautifully made

Montessori Materials

♥ MODULE 6

♥ NOTES CONTINUED

The Montessori materials are usually build in a series of tens

They are made in such a way that only the aspect that the material teaches is different. That is, the materials isolates the aspect it teaches. This is so crucial, as most of the time adults tend to think that colour is a good starting point for all children educational items. If the item is colourful we tend to think it great for the child. Please don't!

I have seen made in Nigeria Montessori items made by great craft men with little understanding of what Montessori is all about, peddling colourful but absolutely un Montessori materials made as Montessori Materials and schools are busy buying them. The problem with this is that though it may work for some in the classroom you may still find confused children because there are two differences

Montessori Materials

♥ MODULE 6

♥ NOTES CONTINUED

The colour of the materials and then the actual aspect that you want them to concentrate on. Now the child is confused! Simple if you want them to concentrate on the difference in size then everything else but the size should be the same.

How you present the Materials is also important. Remember to analyse your movements and keep only what is essential in your presentation. What you present today must be the same as yesterday. If not the child gets confused with inconsistencies.

Remember to present from left to right, top to bottom which follows our writing pattern. The child should also sit on your left if you are right handed, this aids the child's ability to see what you are doing closely..

Montessori Materials

♥ MODULE 6

♥ NOTES CONTINUED

There is a need for full Montessori Training in order to give the best and get the very best to and out of the children you are working with.

Montessori Materials have direct and indirect objectives, you must know these too apart from their presentations so you know when to present them to the child.

Another important aspect of the Montessori Materials is that they have a Control of Error. This is the self correcting aspect of the Material. This means that the child can tell without your input that they have made a mistake instead of you the teacher always having to point out their faults the child can see themselves that something is not right so they can actually self correct, figure out what is wrong. Mistakes can be great sources of learning,

Montessori Materials

♥ MODULE 6

♥ NOTES CONTINUED

helping the child to think outside the box and problem solve.

There are also so many extension lessons that can be done with each material. The scope of what can be learned is actually great.

Let's explore some of these Materials
Infant Materials



Interlocking disc



Bell Rattle,
Grasping Beads,
Interlocking disc and
Crocheted rattle



Rattle

Montessori Materials

♥ MODULE 6

♥ NOTES CONTINUED

Practical Life



Dressing
Frame

Sensorial Education




Colour Box 1, 2,
and 3



Geometric Cabinet



Sound Jars



Geometric Solids

THE MONTESSORI SCHOOL ACADEMY

Montessori Materials

♥ MODULE 6

♥ NOTES CONTINUED

Sensorial Education (cont)



Knobbed
Cylinder



Touch Boards

Language Development



Sandpaper Letters




Moveable Alphabet
Box

Montessori Materials

♥ MODULE 6

♥ NOTES CONTINUED


Mathematics



Number Rods



Sequin Board A




Introduction to the
Decimal System



The Spindle Box



Ten Bead Bar



Ten Bead Bars and
Short Bead Stairs

Montessori Materials

♥ MODULE 6

♥ NOTES CONTINUED Cultural Subjects



The
Montessori
Globe



The Flower Puzzle



The World Map

Montessori Materials

♥ MODULE 6

These are only a few of the Materials for our 0 to 6 year olds. You can find out about the many others online. We will cover some in the next module in detail. You will need a much more detailed Program to cover them all.



THE END

Assignment 6

What are the negative effects of a Montessori Room on the child and the Montessori Materials?