



Cultural Subjects


Professional Montessori Online Course
Addlo Montessori Training Centre

Maria Montessori Says

-  ***“Children of this age are urged by the laws of their nature to find active experiences in the world about them. For this they use their hands and not only for practical purposes, but also for acquiring knowledge.”***

-  ***“Luckily the child learns more from his surroundings than he does from us, but we need psychological insight to help him as much as we can***

Montessori Says (Cont.)



-  *“We have to conclude that scientific words are best taught to children between the ages of three and six; not in a mechanical way, of course, but in conjunction with the objects concerned, or in the course of their explorations, so that their vocabulary keeps pace with their experiences”*

An Introduction

What are Cultural Subjects?

Cultural Subjects are areas of study that enrich a child's understanding of his environment. They are the study areas, about life around us which help to foster a deeper understanding of the environment for the child.

Aims and Objectives of Cultural Subjects.




-  The purpose of a Montessori Education is to provide an aid for life. The curriculum should therefore provide the child with the ability to develop his personality, adapt to his culture and become an independent, useful member of his society.
-  The child therefore needs to learn about the real world as early as possible so that he can learn to distinguish between the natural and the man-made environment.

Aims and Objectives (cont.)

The objectives of teaching Cultural Subjects are as follows:

- To enrich the child's understanding of our big and wide world.
- To promote detailed exploration of any aspect that appeals to the child.
- To help the child attain a global perspective of any aspect covered
- To help enrich the vocabulary of the child
- To develop the child's interest and awareness of plants and animals
- To make the child aware of sizes, shapes and positions of the land masses and oceans
- To stimulate the curiosity of the child
- To give the child the first understanding of the concept of time

Aims and Objectives (cont.)

-  To enable the child gain a greater knowledge and understanding of the story of life on earth
-  To develop the child's sensorial perception of his environment and help to stimulate his reaction so that a more conscious level of all his unspoken thoughts and feelings about his environment can be explored and ultimately become spoken experiences.
-  To give the child the opportunity to link learning across the curriculum.



Physical Science

3 States of Matter



- **Matter is anything that you can touch**
- **Matter is anything that takes up space**
- **All Matter on earth is in 3 states – solid, liquid and gas – we can sort everything into one of of these states.**

Physical Science

-  **3 States of Matter – Liquid – Concrete – Liquid and Matter tray. The Liquid tray contains 4 -6 containers holding liquids above is written the label ‘ liquid’.**
-  **Liquids have 3 main properties:**
 - **It does not have a definite shape, liquid takes the shape of the container.**
 - **A liquid has a definite volume – liquid takes up space and therefore is said to have volume.**
 - **Liquid has a definite mass – It takes up space and therefore has mass.**

Physical Science

3 States of Matter – Liquid – Abstract Pictures



Botany

Botany is the science of the plant kingdom

The Montessori curriculum helps to bring the child's attention back to nature, building a healthy attitude towards vegetables, flowers, gardens, house plants, weeds and trees.

We use the Nature Table, Nature Walks, Leaf cabinet and Botany cards to create interest in Botany.

Botany (cont.)

The Nature Table.

This is a little table or shelf in the classroom , where a changing array of beautiful objects from nature are displayed.

These may include, a flower vase, some leaves, shells, a plant, stones, different types of soil etc. and a magnifying glass.

Botany (cont.)

The Nature Walk

Plan a weekly outing with the children out doors to explore the trees and plants. Go in small groups. (be conscious of the surrounding dangers but let the children explore as much as possible.)

These walks will enable the children to start recognizing flowers, leaves, insects and animals around them.

Botany (cont.)

Botany Cabinet (The Leaf Cabinet)



Botany (cont.)



acerose



cordate



cuneate



deltoid



elliptical



fan-shaped



hastate



lanceolate



linear



obcordate



oblong



obovate



orbiculate



ovate



peltate



reniform



sagittate



spatulate

Zoology

Zoology is the study of the Animal Kingdom. Children learn that there are other animals in the world to be appreciated other than just human beings.

Zoology enables the child to be aware of their place in the Animal Kingdom and breeds respect for the the creation in the Environment. We need this respect if we are going to live in peace with each other and be able to find solutions to the ecological problems the Animal and Plant Kingdom now face on earth.






Zoology (Cont.)

Zoology Control Tray Presentation







Zoology (Cont.)

Scientific Names

-  **Birds - Aves**
-  **Bats - Chiroptera**
-  **Common Dolphin – Delphinus delphis**
-  **Hippopotamus – Hippopotamus amphibus**
-  **Tiger – Panthera tigris**

Zoology (Cont.)

3 Part Cards

 <p>frog</p>	 <p>frog</p>
 <p>hind legs</p>	 <p>hind legs</p>



© www.montessoriprintshop.com








Zoology (Cont.)

- 🌐 **Using the Environment to decorate the class**
- 🌐 **Animals and Their Young**
- 🌐 **Animals and Their Groups**
- 🌐 **Animals and Their Gender**
- 🌐 **Animals and Their Continents**
- 🌐 **Animals and Their Terrains**
- 🌐 **Invertebrates and Vertebrates.**

Geography

An Introduction:

-  Geography is the study about people and places in our world, and about how the Earth has and is still changing today.
-  A study of people and places helps us learn about our global neighbours, raises our awareness of the world, so that we can learn to trust and live in peace with each other.

-  **Study of the World, continents and oceans, land and water forms**
-  **The study of the continents**
-  **The study of the flags of the World**
-  **The animals of the World**
-  **The flowers and plants**
-  **The people of the world**
-  **The detailed study of your country.**

Continent Globe



Jigsaw Puzzle Map of The World



Flags



Animals of The World







Jigsaw Map of Nigeria






The People of Nigeria







-  **The Flowers of Nigeria**
-  **The Animals of Nigeria**
-  **The Land and Water Forms of Nigeria**
-  **You can do a very detailed study with the children. Looking at the states and getting them to do some interesting work about their own states and bringing these projects together. Very great work to continue into the Primary School classes which will give a more concrete back drop to what is missing in the present curriculum that is lacking in any real study of Nigeria, its geography or history for that matter.**

History

-  History for a child is the study of past events and personalities, which help them, understand the present.
-  Children find it very difficult to understand the concept of time.
-  Montessori used the concept of the timeline to tell children stories about the past and this aided their understanding tremendously.

History (Cont.)

Aims and Objectives

-  To help the child begin to understand the concept of time, past and present.
-  To enable the child learn about past events and personalities
-  To make the child aware that we share a common past, present and future
-  To make the child aware of the responsibility each individual has to help preserve our planet for future generations.

History (Cont.)

- Materials needed in the classroom to help stimulate the child's sense of time include:
- Day Calendar
- Monthly calendar
- Season's calendar
- Weather calendar
- A time line of a child's life
- A child's birthday walk
- The clock – and teaching the time

History (Cont.)

- 🌐 **Stories about the past – stories about musicians, artists, explorers, inventors, authors, athletes, etc.**

Fela Anikulapo- Kuti



Muritala Mohammed






Art

Art Activities



Art (Cont.)

-  A Montessori art project is available on a tray in the classroom for the child to repeat, the child should clean up after activity is done and put it away when finished.
-  Art History
-  Art Appreciation

Music



Music (Cont.)

Aims and Objectives:

- 🌐 To reach the musical potential of each child
- 🌐 To awaken the senses to lay a foundation for future musical training

You must help the child to investigate sound freely, learn how to play instruments and let them creatively explore through movement, singing and listening.

- 🌐 Teach Music History and Music of the World (Culture) this aids understanding and respecting others. Building World Peace.